Cambridge Assessment International Education

Cambridge International AS & A Level

ECONOMICS **9708/12**

Paper 1 Multiple Choice **October/November 2020**

1 hour

You must answer on the multiple choice answer sheet.

You will need: Multiple choice answer sheet
Soft clean eraser
Soft pencil (type B or HB is recommended)

INSTRUCTIONS

- There are **thirty** questions on this paper. Answer **all** questions.
- For each question there are four possible answers **A**, **B**, **C** and **D**. Choose the **one** you consider correct and record your choice in soft pencil on the multiple choice answer sheet.
- Follow the instructions on the multiple choice answer sheet.
- Write in soft pencil.
- Write your name, centre number and candidate number on the multiple choice answer sheet in the spaces provided unless this has been done for you.
- Do **not** use correction fluid.
- Do **not** write on any bar codes.
- You may use a calculator.

INFORMATION

- The total mark for this paper is 30.
- Each correct answer will score one mark. A mark will not be deducted for a wrong answer.
- Any rough working should be done on this question paper.

This document has **12** pages. Blank pages are indicated.

© UCLES 2020

1 The diagram shows a production possibility curve.

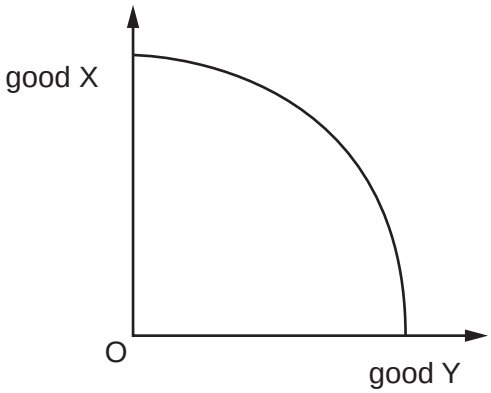

What can be deduced from the shape of this curve?

A decreasing marginal returns to consumption

B decreasing opportunity costs of consumption

C increasing opportunity costs of production

D increasing returns to scale

2 Which statement is correct?

A Private goods are both non-rival and non-excludable.

B Private goods are only provided by the private sector.

C Public goods are both non-rival and non-excludable.

D Public goods do not incur opportunity costs.

3 Below are two statements.

1 A rise in the price of rice is the best way to give farmers in South-East Asia higher living standards.

2 A rise in the price of rice will lead to a fall in demand.

Which row correctly describes these two statements?

	1	2
A	normative	normative
B	normative	positive
C	positive	normative
D	positive	positive

© UCLES 2020

4 What is a characteristic of money but **not** a function of money?

A medium of exchange

B portability

C standard of deferred payment

D store of value

5 In the UK, attempts to encourage people to change from road to rail travel by the introduction of a system of road pricing were forecast to have little effect because 'people like using their cars too much'.

How would this forecast be explained?

A The price elasticity of demand for cars is high.

B The price elasticity of demand for petrol is high.

C The price elasticity of demand for rail travel is low.

D The price elasticity of demand for car travel is low.

6 The diagram shows the demand curve for a product with unitary price elasticity.

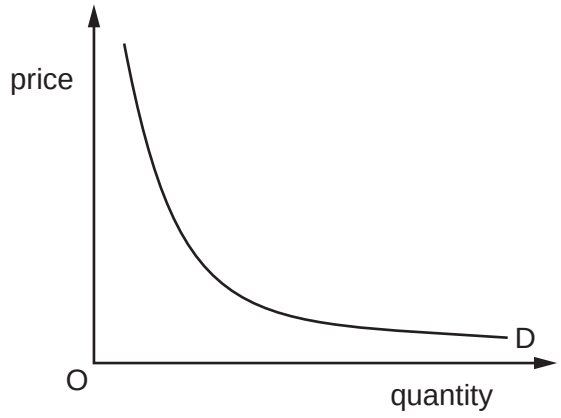

What will happen with such a curve?

A A fall in price will bring about an increase in total expenditure on the product.

B A fall in price will bring about an increase in sales but a fall in total expenditure on the product.

C As the price rises, total expenditure on the product will stay the same.

D As the price rises, total expenditure on the product will rise and then fall.

7 The diagram shows the market supply and demand for a good.

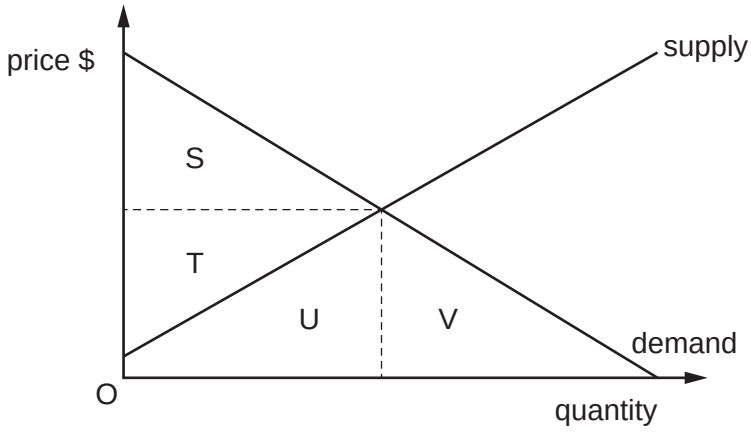

Which area represents producer surplus?

A S + T **B** T **C** U **D** U + V

8 Vanilla is an important ingredient in the production of ice cream. Between 2011 and 2018 the price of vanilla increased from about US$100 per kg to nearly US$600 per kg. The diagram shows the market demand for and supply of ice cream. The original equilibrium is X.

Which point illustrates the effect of this price rise on the market for ice cream?

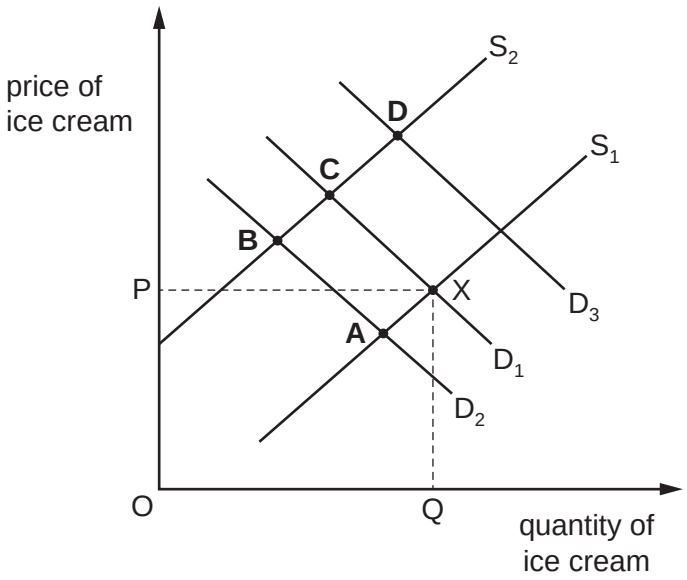

9 A government reduces income tax but at the same time raises the rate of sales tax (VAT).

What are the likely effects on the demand and supply of a normal good?

	demand	supply
A	decreases	decreases
B	decreases	increases
C	increases	decreases
D	increases	increases

10 An increase in the popularity of air conditioning units has resulted in their price increasing by 20%. In response to this the quantity supplied increased by 30%.

What can be concluded from this?

A price elasticity of supply = 0

B price elasticity of supply < 1

C price elasticity of supply = 1

D price elasticity of supply > 1

11 Which change does **not** have an immediate effect on the position of the demand curve for a product?

A a fall in the price of a complementary product

B a range of new products entering the market

C a rise in the labour costs of its production

D an increase in the price of a substitute product

12 When demand for a good falls, its price falls.

What is the function of the price fall?

A to eliminate shortages

B to reduce consumer surplus

C to send a signal to producers

D to stimulate a further fall in demand

© UCLES 2020

[Turn over

13 A firm estimates that the price elasticity of supply of its product is 0.4.

Should the firm be concerned by this figure?

A No, as it implies that the firm will be able to raise revenue by raising price.

B No, as it suggests there are few substitutes for the product.

C Yes, as it means that demand for its product is increasing at a slow rate.

D Yes, as it shows that the firm is not able to adjust supply easily when demand changes.

14 A government decides to privatise a state-owned company.

What should the government do to try to ensure that this will result in an improvement in efficiency?

A allocate vouchers to all citizens entitling them to a share in the ownership of the company

B encourage competition

C impose a maximum profit margin

D increase business tax rates

15 The graph shows an individual's income before and after the deduction of income tax.

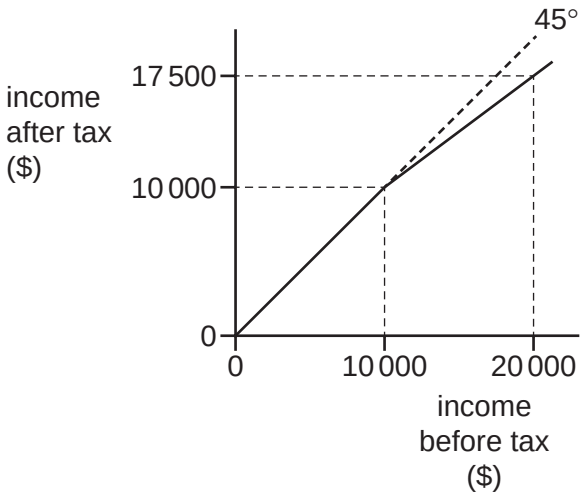

What is the marginal percentage rate of tax between $0 and $10 000, and between $10 000 and $20 000?

	$0–$10 000	$10 000–$20 000
A	0%	12.5%
B	0%	25.0%
C	1%	12.5%
D	1%	25.0%

© UCLES 2020

16 In year 1, in the market for a good represented in the diagram, the initial demand and supply conditions are shown by D_1 and S_1, and the government has set a maximum price of OP_2.

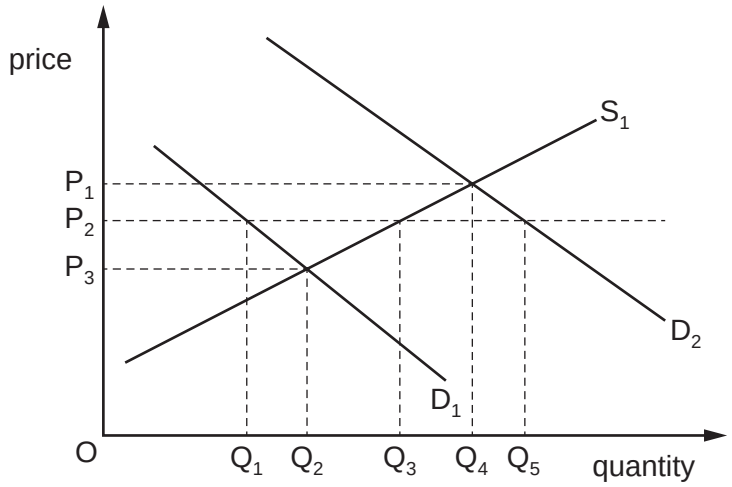

In year 2, demand increases to D_2, but there are no other changes to the conditions of supply or to the maximum price.

Which row accurately shows the price and quantity in the market in each year?

	year 1		year 2	
	price	quantity	price	quantity
A	OP_2	OQ_1	OP_1	OQ_4
B	OP_2	OQ_3	OP_2	OQ_5
C	OP_3	OQ_2	OP_1	OQ_4
D	OP_3	OQ_2	OP_2	OQ_3

17 What is necessary for an action to be classed as a transfer payment?

A It must include a cash payment.

B It must involve a banking transaction.

C It must originate from government activity.

D It must relate to a non-productive activity.

© UCLES 2020

18 The market for good X is in equilibrium. The government introduces a subsidy to the producers of good X.

Under which conditions will the total expenditure by the government on the subsidy be the greatest?

	price elasticity of demand for good X	price elasticity of supply for good X
A	<1	<1
B	<1	>1
C	>1	<1
D	>1	>1

19 Under which combination of circumstances will a policy of increasing the money supply be **most** effective at moving an economy out of recession?

	circumstance one	circumstance two
A	depreciating exchange rate	global financial crisis
B	high nominal interest rates	appreciating exchange rate
C	low aggregate demand	inflation rate above the target level
D	low nominal interest rates	no spare capacity available

20 In which economic context is the term ‘protectionism’ usually applied?

A the protection of consumers against excessive prices

B the protection of employees against exploitation by multinational companies

C the protection of local producers against foreign competitors

D the protection of the foreign exchange rate against currency speculators

21 What is most likely to cause a rise in a country’s exchange rate?

A a fall in its direct taxes

B a fall in its export orders

C a rise in its interest rates

D a rise in its imports

© UCLES 2020

22 The table shows an approximate summary of the current account of the balance of payments for Thailand.

Bank of Thailand current account (millions of US dollars)		
		April 2018
1	exports	18 990
2	imports	18 715
3	trade balance	275
4	net services, primary income and secondary income	1130

What is the current account balance, in millions of US dollars?

A –855 **B** 1405 **C** 1680 **D** 39 110

23 The diagram shows the production possibility curves for two economies using all resources. Country X can produce 10 million cars or 20 million bicycles and country Y can produce 20 million cars or 40 million bicycles.

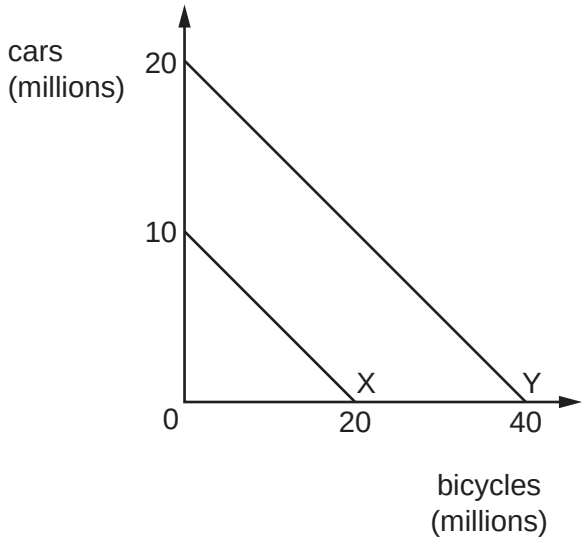

Which statement is correct about country X and country Y according to the theory of comparative advantage?

A Country X and country Y would not gain from free trade.

B Country X has a lower opportunity cost ratio in producing cars and bicycles than country Y.

C Country X has an absolute advantage over country Y in the production of both goods.

D Country Y will have a faster rate of economic growth than country X.

24 A country has a balance of payments deficit. It devalues its currency.

Which combination leads to a reduction in its balance of payments deficit in the long run?

	price elasticity of demand for exports	price elasticity of demand for imports
A	less than 0.5	less than 0.5
B	less than 1	zero (0)
C	more than 0.5	more than 0.5
D	zero (0)	less than 1

25 The diagram shows aggregate demand curves AD_1 and AD_2 and an aggregate supply curve AS_1.

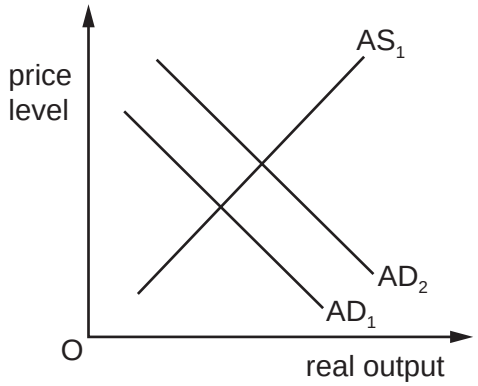

What could cause the shift in the aggregate demand curve from AD_1 to AD_2?

A a rise in the interest rates

B a rise in output per worker

C a rise in the budget deficit

D a rise in the value of the exchange rate

26 The government of an open economy with an overvalued currency decides to abandon its fixed exchange rate in favour of a floating exchange rate.

Which macroeconomic policy aim is **least** likely to be met because of this change?

A a low inflation rate

B a low level of unemployment

C a reduced balance of payments deficit

D a sustainable rate of economic growth

© UCLES 2020

27 Devaluation always has the effect of

A decreasing the price of imports.

B decreasing the value of imports.

C worsening the balance of payments.

D worsening the terms of trade.

28 A government uses monetary policy and fiscal policy to solve a problem of deflation.

Which policy combination is likely to be the **most** successful?

	monetary policy	fiscal policy
A	increasing interest rates	contractionary
B	increasing interest rates	expansionary
C	reducing interest rates	contractionary
D	reducing interest rates	expansionary

29 A government reduces its expenditure on workplace training, increases the level of indirect taxes, and reduces the rate of interest it pays on government debt.

How would these government macroeconomic policies be categorised?

	supply-side	fiscal	monetary
A	con	con	exp
B	exp	con	con
C	con	exp	exp
D	exp	exp	con

key

con = contractionary

exp = expansionary

30 What represents the total of aggregate demand in a closed economy?

A C + I + G

B C + I + G + X

C C + I + G + (X – M)

D C – (S + T)

BLANK PAGE

Permission to reproduce items where third-party owned material protected by copyright is included has been sought and cleared where possible. Every reasonable effort has been made by the publisher (UCLES) to trace copyright holders, but if any items requiring clearance have unwittingly been included, the publisher will be pleased to make amends at the earliest possible opportunity.

To avoid the issue of disclosure of answer-related information to candidates, all copyright acknowledgements are reproduced online in the Cambridge Assessment International Education Copyright Acknowledgements Booklet. This is produced for each series of examinations and is freely available to download at www.cambridgeinternational.org after the live examination series.

Cambridge Assessment International Education is part of the Cambridge Assessment Group. Cambridge Assessment is the brand name of the University of Cambridge Local Examinations Syndicate (UCLES), which itself is a department of the University of Cambridge.